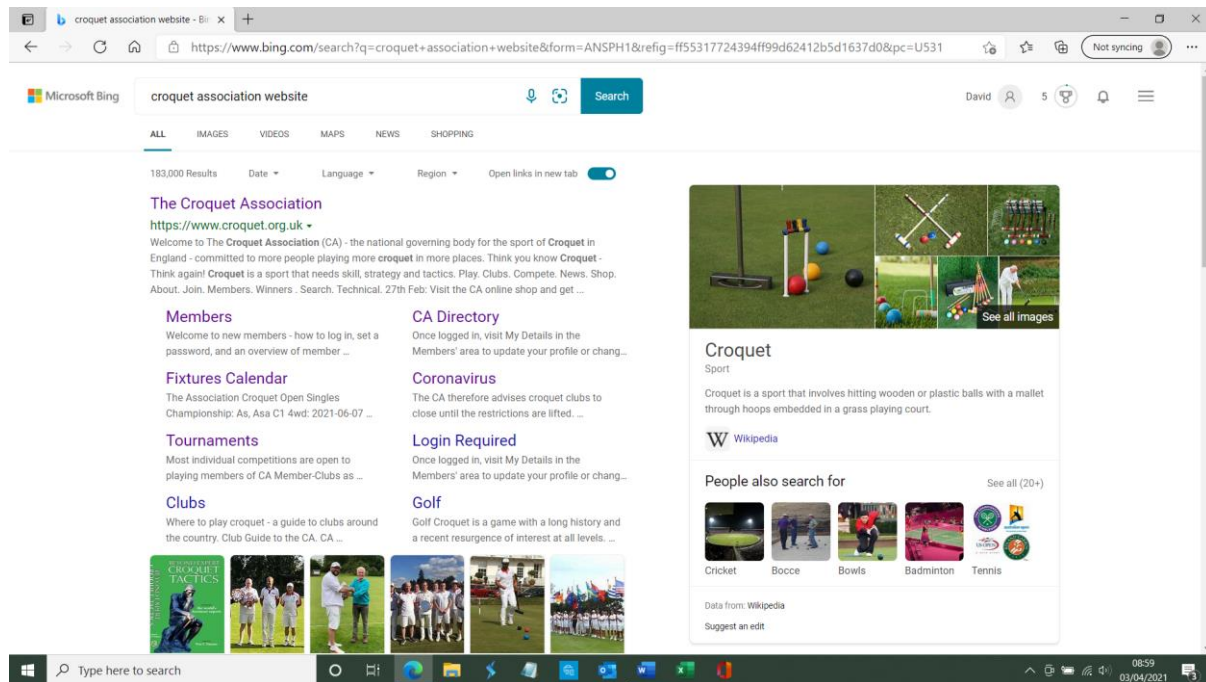


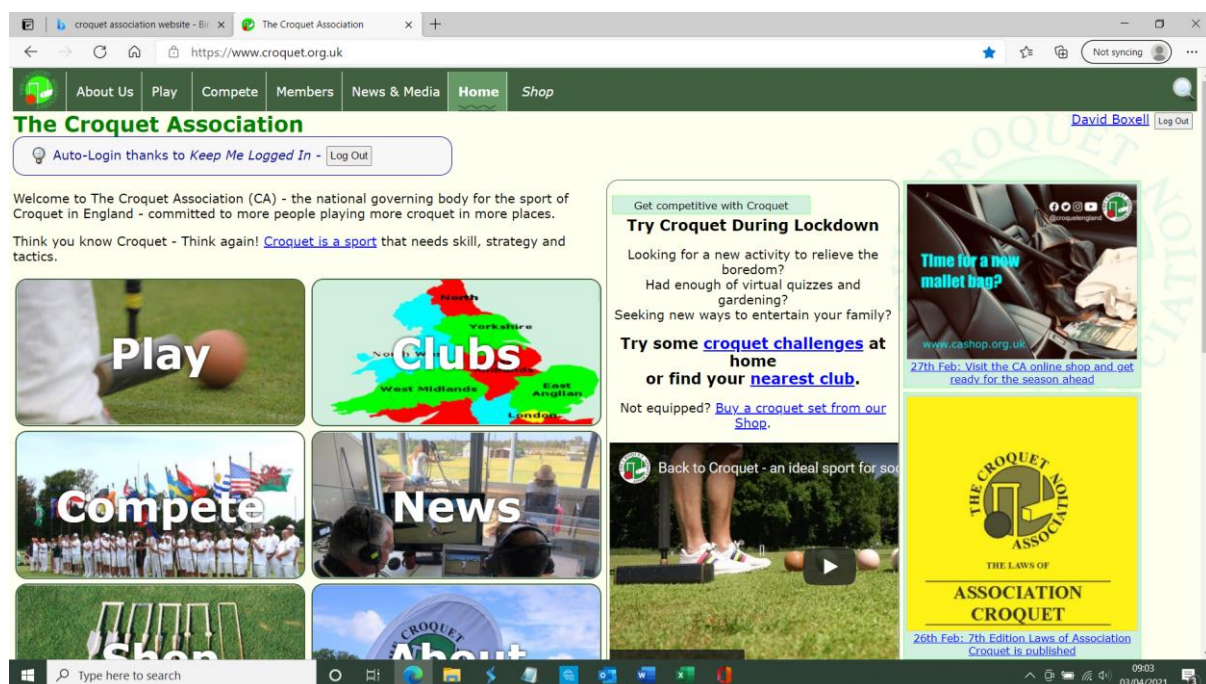
HOW TO FIND A PLAYING PARTNER USING THE HUNSTANTON CROQUET CLUB MDB ON THE CA WEBSITE

These notes are intended to help you find and use the CA's Website and specifically the Membership Database to assist you in finding a playing partner.

Step 1 – Find the CA Website If you have not visited the CA's website before then, Open your Internet Browser and search for "Croquet Association Website". This will return the following page.



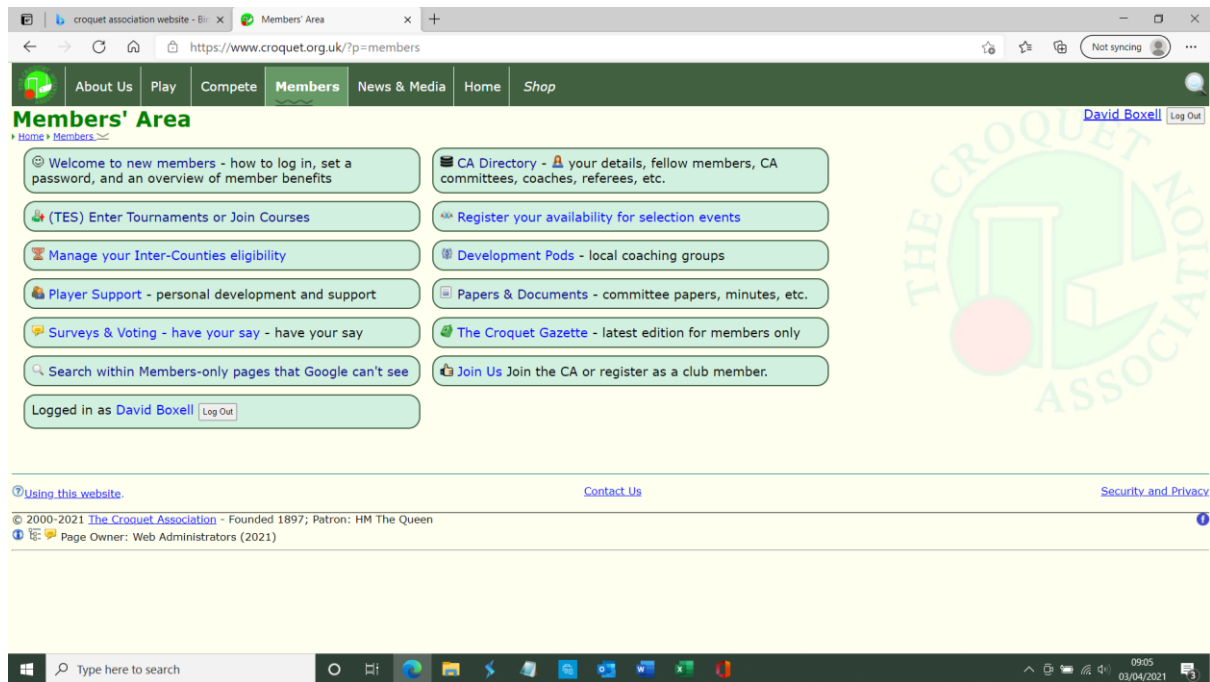
Click on the hyperlink (words in blue text) "The Croquet Association". Alternatively, click on this link: <https://www.croquet.org.uk/> Either route will return a screen which looks like this.



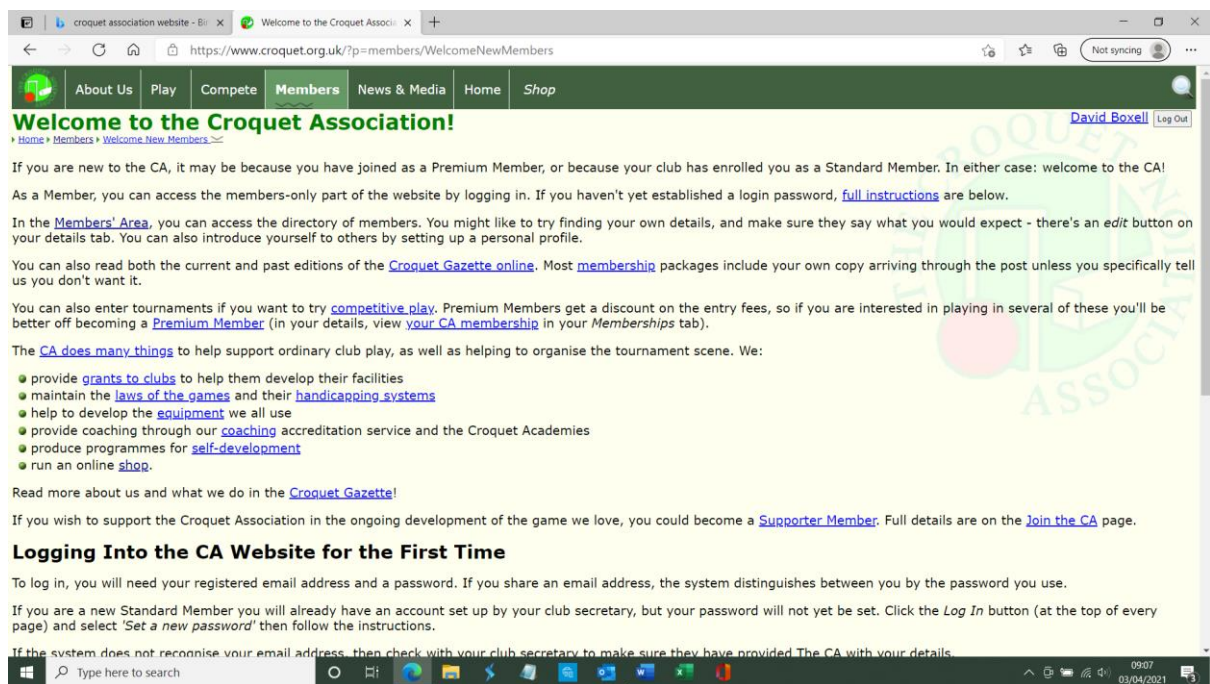
You may then choose to save The Croquet Association Website as a favourite for future use.

You can either select "Members" from the Green menu bar or scroll down and click on the picture with the word "Members". Either way this will return the following screen:

HOW TO FIND A PLAYING PARTNER USING THE HUNSTANTON CROQUET CLUB MDB ON THE CA WEBSITE



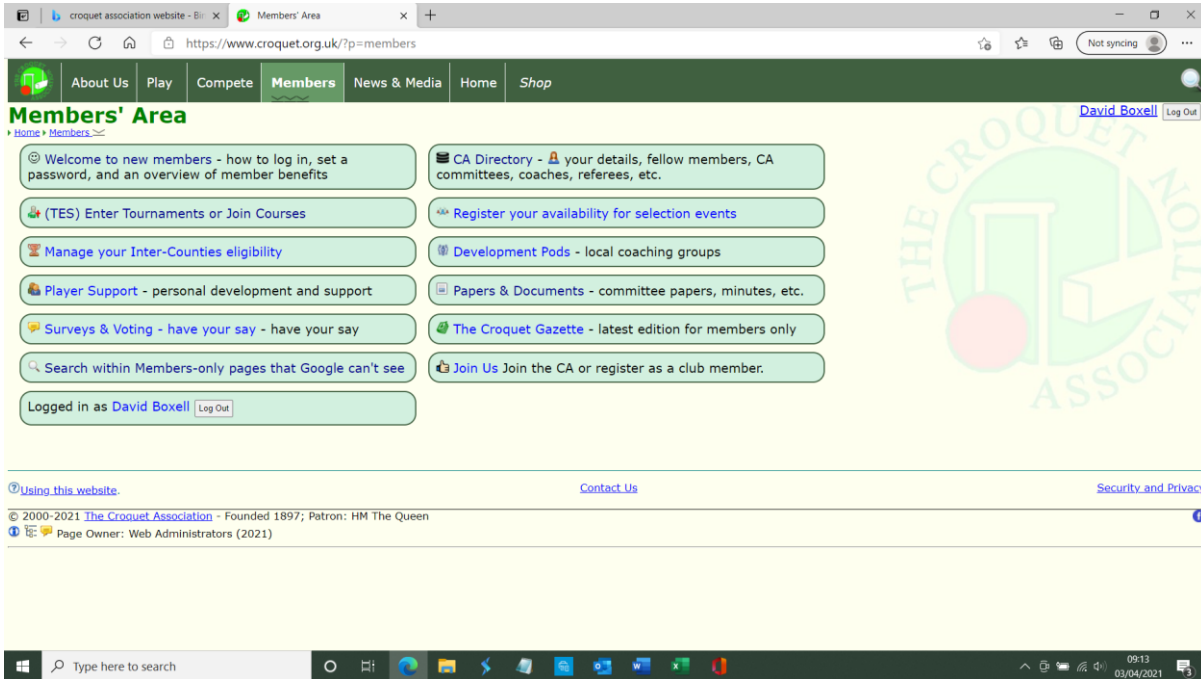
Step 2 – Logon to CA Member’s Area If this is your first visit to The CA’s website you should click on the “Welcome to new members” option. This will return the following screen.



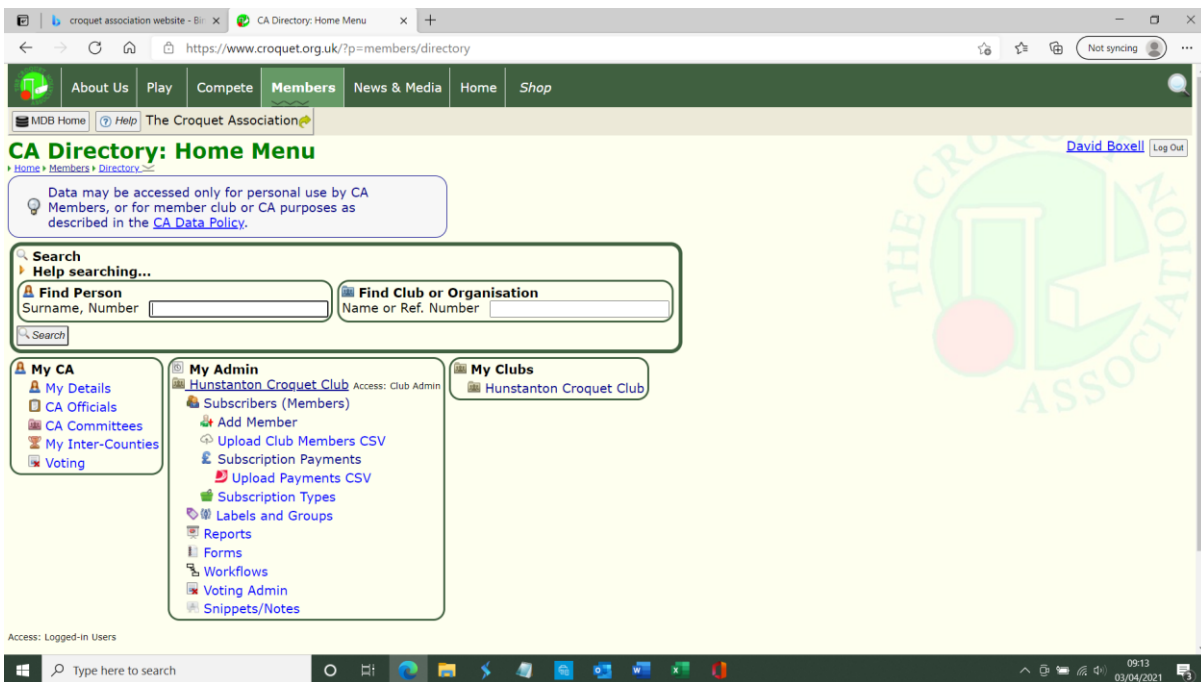
Follow the instruction for “Logging into the CA Website for the First Time”. You should use your email address as your user ID.

HOW TO FIND A PLAYING PARTNER USING THE HUNSTANTON CROQUET CLUB MDB ON THE CA WEBSITE

Step 3 – Find List of Members at Hunstanton Croquet Club Once you have logged on to the CA Website you will be able to access the “Member’s Area” and from there navigate to a list of Hunstanton Croquet Club Members as follows:

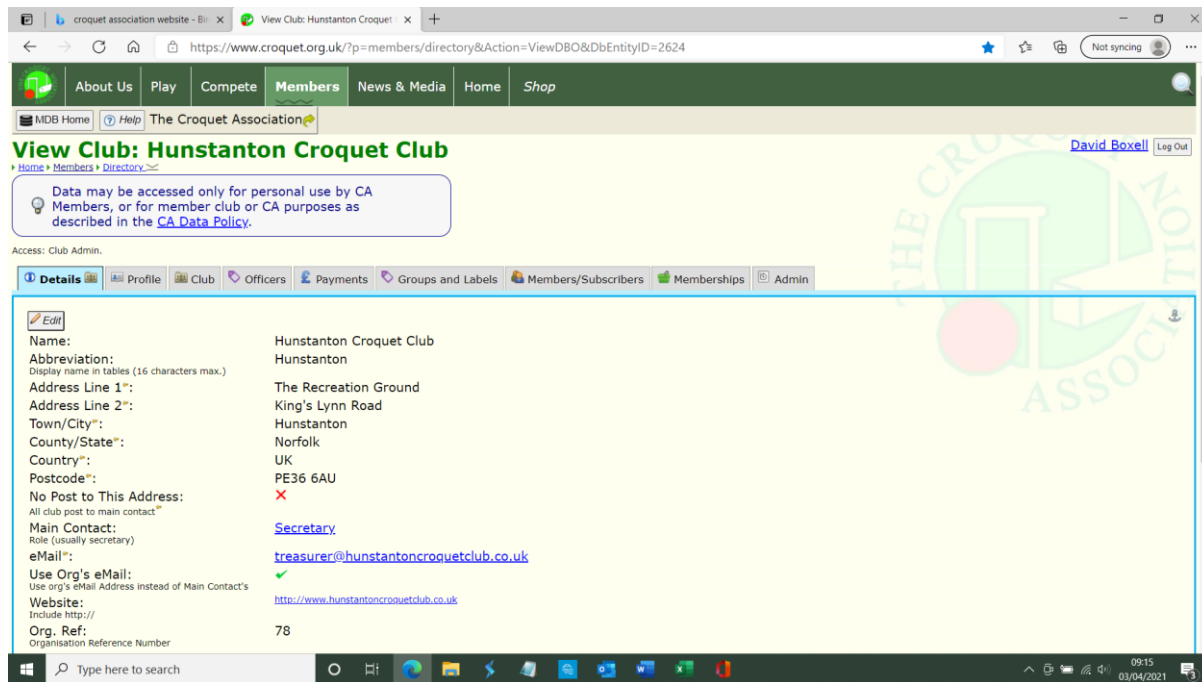


Select **CA Directory**. This will return the following screen.



Select **“Hunstanton Croquet Club”** from My Clubs. This will return the following screen.

HOW TO FIND A PLAYING PARTNER USING THE HUNSTANTON CROQUET CLUB MDB ON THE CA WEBSITE



Select "Members/Subscribers". This will return the following screen.



NB: Personal data sharing preferences are denoted by a book icon against each name as follows:

- Closed book - No data sharing (Information only visible to Club Secretary and the CA Management).
- Partially open book - Data sharing with own club members and members of any other clubs of which you are a member.
- Fully open book - Data sharing with all members of the CA.

Scroll down until you find a familiar name. Then click on that name and depending upon their data sharing preferences that person's contact details will appear on screen and can be printed or saved to a .pdf file for future reference. Make a note of their contact details. Close each window and repeat the process, as necessary. Then either close each of the windows or end the browser session. If you have ticked the keep me logged in box, the CA's system will remember you for up to 30 days.

Once you have found a playing partner or partners get in touch with them to arrange a game or games. Decide who is going to make the lawn booking on the EACF-CBS (you may wish to refer to the separate set of user notes for [EACF CBS HCC User Notes v3 08-03-2021.pdf](#)). Good luck and enjoy your croquet.